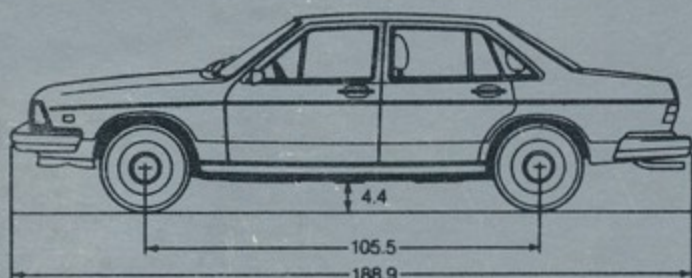
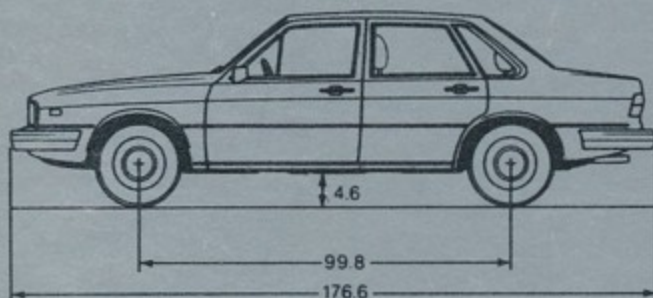
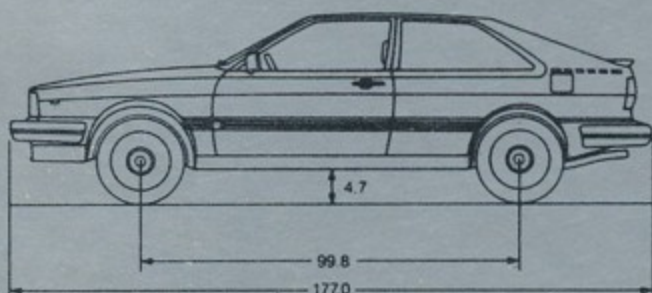
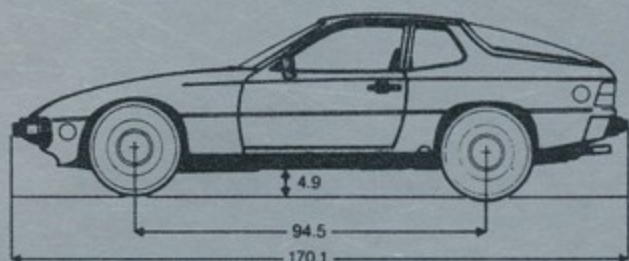

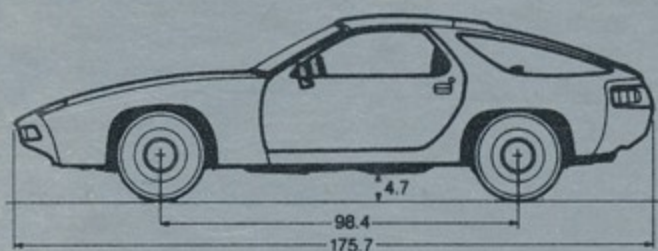


1982 Porsche Audi Fact Book



For dealership use only

Contents

Page

Porsche 924/924 Turbo

Model Designation & Dimensions	2, 3
Specifications	6-9
Standard Equipment	14, 15
Optional Equipment	18-23
Paint Selection	24, 25
Upholstery Selection	26

Porsche 928

Model Designation & Dimensions	4
Specifications	10-13
Standard Equipment	16
Optional Equipment	18-23
Paint Selection	24, 25
Upholstery Selection	27-29

Porsche 911SC

Model Designation & Dimensions	5
Specifications	10-13
Standard Equipment	17
Optional Equipment	18-23
Paint Selection	24, 25
Upholstery Selection	30-31

Audi 4000/Diesel

Model Designation & Dimensions	34-35
Specifications	40-43
Standard Equipment	48
Optional Equipment	52-55
Paint Selection	56
Upholstery Selection	56

Audi Coupe

Model Designation & Dimensions	36
Specifications	40-43
Standard Equipment	49
Optional Equipment	52-55
Paint Selection	57
Upholstery Selection	57

Audi 5000S/Diesel

Model Designation & Dimensions	37
Specifications	44-47
Standard Equipment	50
Optional Equipment	52-55
Paint Selection	58
Upholstery Selection	58

Audi 5000 Turbo

Model Designation & Dimensions	38
Specifications	44-47
Standard Equipment	51
Optional Equipment	52-55
Paint Selection	59
Upholstery Selection	59

Porsche

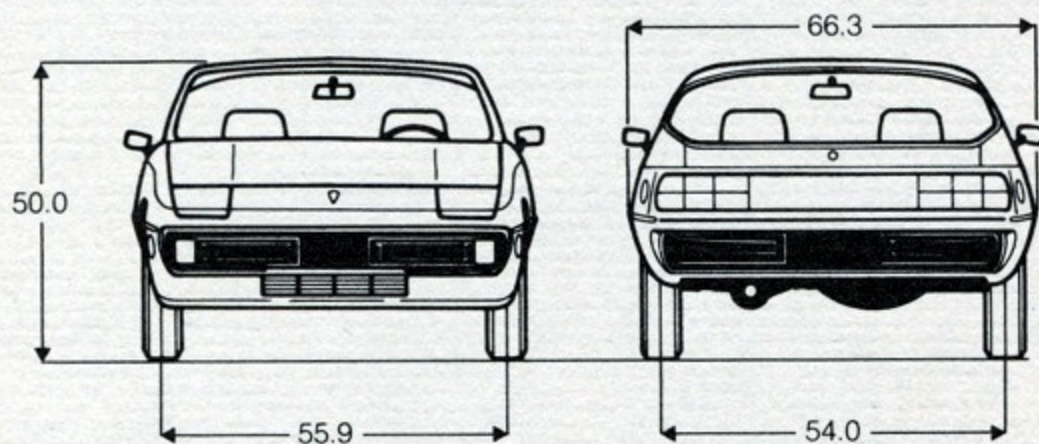
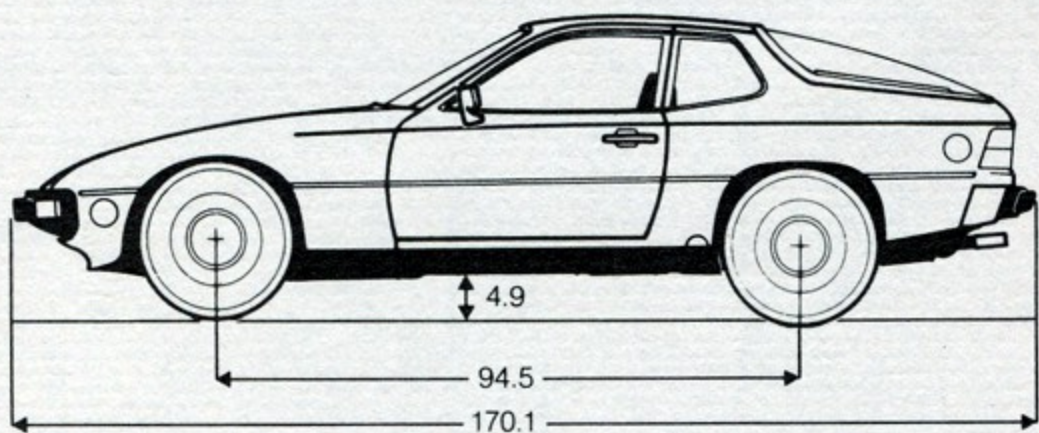
Facts and

Figures

Porsche models and dimensions

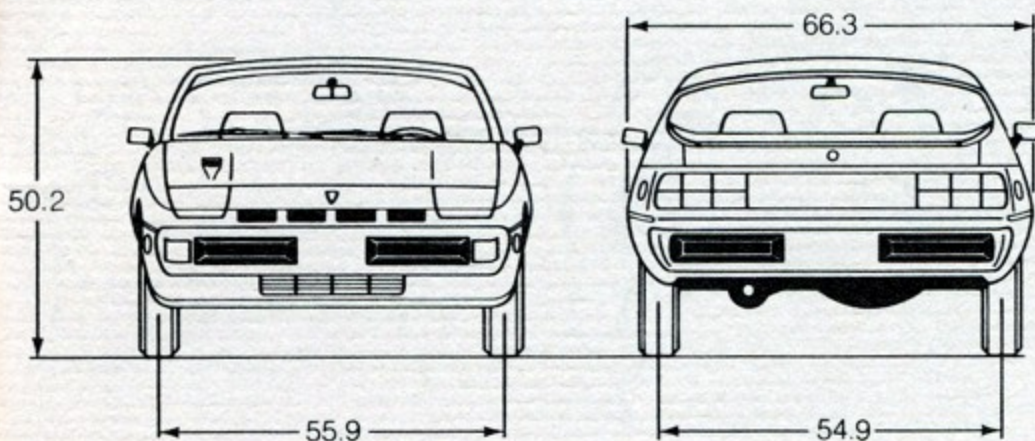
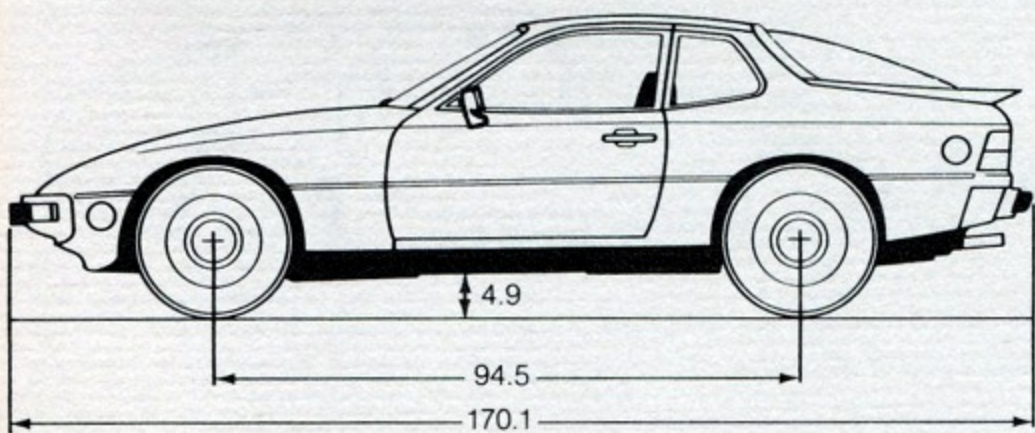
Model	Designation	Price
477 332	924 with five-speed transmission	_____
477 333	924 with three-speed automatic transmission	_____

Dimensions (in inches)



Model	Designation	Price
931 352	924 Turbo with five-speed transmission	_____

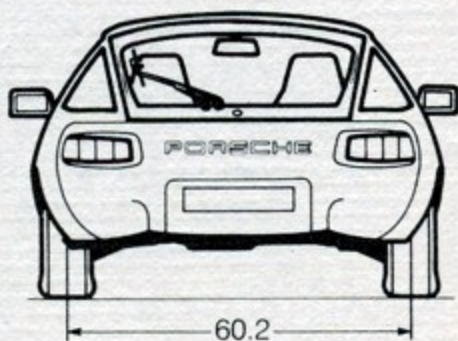
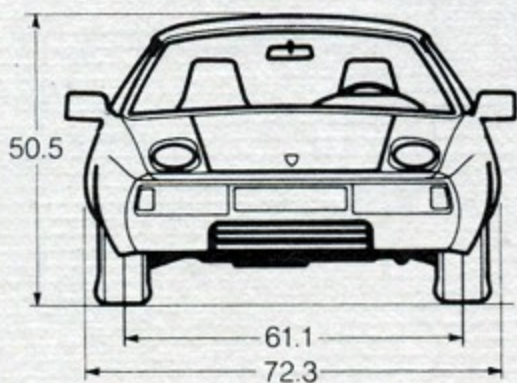
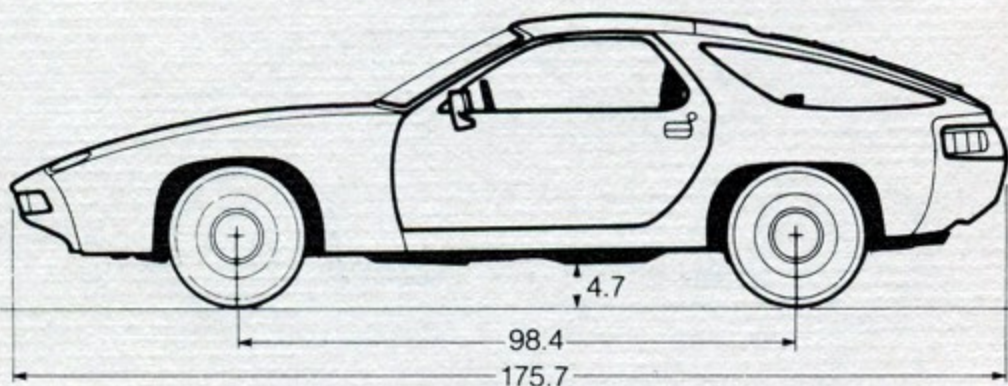
Dimensions (in inches)



Porsche models and dimensions

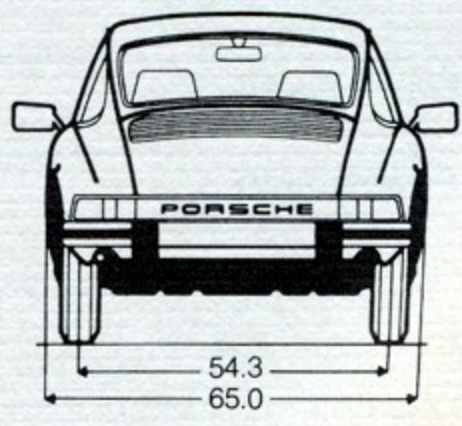
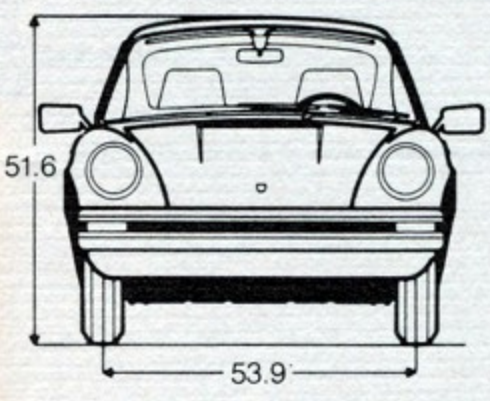
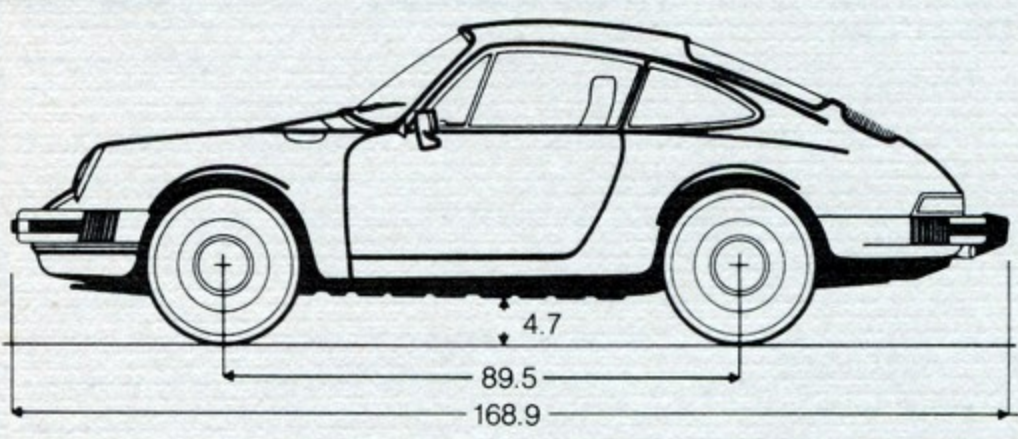
Model	Designation	Price
928 510	928 Coupe with five-speed transmission (automatic three-speed transmission with torque converter at extra cost—Option 249)	_____

Dimensions (in inches)



Model	Designation	Price
911 344	911SC Coupe with five-speed transmission	_____
911 444	911SC Targa with five-speed transmission	_____

Dimensions (in inches)



Porsche specifications

Model

Engine

Type of Engine

Bore/stroke, inches (mm)

Displacement, cubic inches (cc)

Compression ratio

Horsepower, SAE net, @ rpm

Maximum torque, SAE net, ft. lbs. @ rpm

Valve train

Crankshaft

Lubrication

Fuel requirements

Fuel supply system

Electrical System

Battery

Alternator

Ignition

Drive Train

Design

Clutch

Transmission

Final drive

Drive axles

Number of speeds

Gear shift location

Frame/body

Suspension

Front suspension

Rear suspension

4-cylinder, 4 cycle, 2.0 ltr, in-line water-cooled with water pump and electric cooling fan, cast-iron block, aluminum alloy head	Turbo charged 4-cylinder, 4 cycle, 2.0 ltr, in-line water-cooled with water pump and electric cooling fan, cast-iron block, aluminum alloy head
3.41/3.32 (86.5/84.4)	3.41/3.32 (86.5/84.4)
121.0 (1984)	121.0 (1984)
9.0:1	8.0:1
110 @ 5750	154 @ 5750
111.3 @ 3500	154.8 @ 3500
OHC, spur belt driven	OHC, spur belt driven
Forged, 5 main bearings	Forged, 5 main bearings
Gear type oil pump, full pressure system	Gear type oil pump, full pressure system and oil cooler
Unleaded gas only	Unleaded gas only
2 electric fuel pumps in series, CIS fuel injection (Cat. w/OXS)	2 electric fuel pumps in series, CIS fuel injection (Cat. w/OXS)
12 Volt, 63 Ah.	12 Volt, 63 Ah.
1050 Watt	1050 Watt
Breakerless transistor with idle stabilizer	Digital with idle stabilizer
Front-mounted engine, rear-mounted transaxle, connected by torque tube and solid drive shaft	Front-mounted engine, rear-mounted transaxle, connected by torque tube and solid drive shaft
Single disc dry, engine mounted	Reinforced single disc dry, engine mounted (hydraulic assist)
Cone type synchronization	Cone type synchronization
Beveled hypoid drive	Beveled hypoid drive
Double CV joints	Double CV joints
5 forward, 1 reverse	5 forward, 1 reverse
In console, mounted to transaxle tube	In console, mounted transaxle tube
Galvanized steel, unitized construction	Galvanized steel, unitized construction
Independent, with lower control arms, hydraulic telescopic coil/shock absorber struts, negative steering roll radius, stabilizer bar (20mm)	Independent, with lower control arms, hydraulic telescopic coil/shock absorber struts, negative steering roll radius, stabilizer bar (20mm)
Independent, with semi-trailing arms, transverse round section torsion bars, one per wheel, and double acting telescopic hydraulic shock absorbers	Independent, with semi-trailing arms, transverse round section torsion bars, one per wheel, and double acting telescopic hydraulic shock absorbers

Porsche specifications

Model

Brakes

Foot brake

Hand brake

Total effective brake pad/lining area, sq. inches (cm²)

Wheels

Rims (pressure-cast alloy)

Tires (radial ply)

Spare tire

Steering

Capacities

Engine oil with filter, quarts (liters)

Transmission/differential, quarts (liters)—manual

Fuel tank, gallons (liters)

Windshield washer, quarts (liters)

Cooling system, quarts (liters)

Dimensions

Wheelbase, inches (mm)

Front track, inches (mm)

Rear track, inches (mm)

Overall length, inches (mm)

Overall width, inches (mm)

Overall height (unloaded), inches (mm)

Ground clearance (loaded), inches (mm)

Turning circle, curb to curb, feet (m)

Weight

Gross vehicle weight, lbs. (preliminary).

Performance

Approximate top speed (mph)

Acceleration 0-60 mph (in seconds)

*EPA estimated fuel economy mpg, city/highway

Estimated cruising range:

City

Highway

*1982 EPA estimates

924**924 Turbo**

Power-assisted, diagonally-connected, twin circuit hydraulic system. Discs in front, drums in rear

Mechanical, activating rear wheel drum brakes

72.9 (470)

Power-assisted, diagonally-connected, twin circuit hydraulic system. Vented discs, front & rear

Mechanical, activating rear brakes

57.4 (310)

6Jx14

185/70 HR 14

Space-saver with compressor

Rack and pinion

6Jx15

185/70 VR 15

Space-saver with compressor

Rack and pinion

5.3 (5.0)

2.7 (2.6)

17.4 (66)

6.7 (6.4)

7.4 (7.0)

5.8 (5.5)

2.7 (2.6)

17.4 (66)

6.9 (6.5)

7.4 (7.0)

94.5 (2400)

55.9 (1418)

54.0 (1372)

170.1 (4320)

66.3 (1685)

50.0 (1270)

4.9 (125)

30.2 (9.2)

94.5 (2400)

55.9 (1418)

54.9 (1394)

170.1 (4320)

66.3 (1685)

50.2 (1275)

4.9 (125)

30.2 (9.2)

3307

Manual

120

10.8

20/35

348

609

Auto

116

12.6

21/28

365

487

3418

Manual

134

9.0

20/33

348

574

Porsche specifications

Model

Engine

Type of engine

Bore/stroke, inches (mm)

Displacement, cubic inches (cc)

Compression ratio

Horsepower, SAE net, @ rpm

Maximum torque, SAE net, ft. lbs. @ rpm

Valve train

Crankshaft

Lubrication

Fuel requirement

Fuel supply system

Electrical System

Battery

Alternator

Ignition

Drive train

Design

Clutch

Transmission

Final drive

Drive axles

Number of speeds

Gear shift location

Frame/body

Suspension

Front suspension

Rear suspension

928 Coupe**911SC**

8-cylinder, 4 cycle, 4.5 ltr, V-8 water-cooled, closed and pressurized system, light alloy block, cylinders and heads	6-cylinder, 4 cycle, 3.0 ltr, air-cooled, opposed, light alloy block, aluminum cylinder heads
3.74/3.11 (95.0/78.9)	3.74/2.77 (95.0/70.4)
273.0 (4474)	183.0 (2994)
9.0:1	9.3:1
220 @ 5500	172 @ 5500
265 @ 4000	175 @ 4200
OHC, spur belt driven, hydraulic lifters	OHC (one per bank), chain-driven
Forged, 5 main bearings	Forged, 8 main bearings
Wet sump with baffled reservoir, crescent-type pressure pump	Dry sump with separate oil tank, thermostatically controlled oil cooling, full flow oil filter
Unleaded gas only	Unleaded gas only
Electric fuel pump, AFC fuel injection (Cat. w/OXS)	Electric fuel pump, CIS fuel injection (Cat. w/OXS)
12 Volt, 88 Ah.	12 Volt, 66 Ah.
1260 Watt	980 Watt
Breakerless transistor	Breakerless high capacitive discharge system
Front-mounted engine, rear-mounted transaxle, connected by torque tube and enclosed drive shaft	Rear-mounted engine combined with transaxle
Twin-disc dry	Single, dry plate
Porsche type synchronization	Porsche type synchronization
Spiral bevel	Spiral bevel
Double CV joints	Double CV joints
5 forward, 1 reverse	5 forward, 1 reverse
In console, mounted to transaxle tube	In console, floor mounted
Galv. steel, unitized construction with alum. body panels	Galvanized steel, unitized construction
Independent, with upper and lower control arms, coil/shock absorber struts, and tube-type stabilizer bar (28mm), negative steering roll radius	Independent, with transverse control arms and telescopic shock absorber struts plus stabilizer bar (20mm), longitudinally mounted torsion bars
Independent, with upper and lower control arms, coil/shock absorber struts and tube-type stabilizer bar (22.5mm) (Weissach axle)	Independent, with longitudinal control arms and stabilizer bar (18mm), transversely mounted torsion bars, with hydraulic telescopic shock absorbers and stabilizer

Porsche specifications

Model

Brakes

Foot brake

Hand brake

Total effective brake pad area, sq. inches (cm²)

Wheels

Rims (pressure-cast alloy)

Front

Rear

Tires (radial ply)

Front

Rear

Spare Tire

Steering

Capacities

Engine oil with filter, quarts (liters)

Transmission/differential, quarts (liters)—manual

Fuel tank, gallons (liters)

Windshield washer, quarts (liters)

Cooling system, quarts (liters)

Dimensions

Wheelbase, inches (mm)

Front track, inches (mm)

Rear track, inches (mm)

Overall length, inches (mm)

Overall width, inches (mm)

Overall height (unloaded), inches (mm)

Ground clearance (loaded), inches (mm)

Turning circle, curb to curb, feet (m)

Weight

Gross vehicle weight, lbs. (preliminary)

Performance

Approximate top speed (standard transmission)

Acceleration 0-60 mph (standard transmission)

*EPA estimated fuel economy mpg, city/highway

Estimated cruising range:

City

Highway

*1982 EPA estimates

928 Coupe**911SC**

Power-assisted, diagonally-connected, twin circuit hydraulic system, 4-wheel discs, vented

Dual circuit power-assisted hydraulic brake system four wheel vented disc brakes.

Mechanical on rear brakes

Mechanical drum inside rear disc

50.5 (326)

39.8 (257)

7Jx15 }
7Jx15 } bright alloy

6Jx15 } black spokes with
7Jx15 } polished flanges

215/60 VR 15

185/70 VR 15

215/60 VR 15

215/60 VR 15

Space-saver with compressor

Space-saver with compressor

Rack and pinion with variable power assist

Rack and pinion

7.9 (7.5)

13.7 (13)

4.0 (3.8)

3.2 (3)

22.7 (86)

21 (80)

7.0 (6.7)

9 (8.5)

17.0 (16)

—

98.4 (2500)

89.5 (2272)

61.1 (1551)

53.9 (1369)

60.2 (1530)

54.3 (1379)

175.7 (4462)

168.9 (4291)

72.3 (1836)

65.0 (1652)

50.5 (1282)

51.6 (1320)

4.7 (120)

4.7 (120)

31.5 (9.6)

34.0 (10.4)

4123

3417

143 mph

139 mph

7.3 seconds

6.8 seconds

16/25 (Man) 17/24 (Auto)

17/27 (Man)

363 (Man) 363 (Auto)

357

568 (Man) 522 (Auto)

567

Porsche standard equipment

Model

924

Body

Retractable Halogen headlights. "Porsche" lettering below license plate. Energy-absorbing bumpers front and rear. Front spoiler. Protective body side molding. Black plastic molding on rocker panels. Lift-up hatchback. Reinforced roof to accommodate roof transportation system. Tinted safety glass all around. Complete undercoating. Black window molding. Heatable and electrically adjustable outside rearview mirrors (left & right). Seven-year limited anti-corrosion warranty — see Warranty & Maintenance Manual for details.

Locks

Lockable doors, glove compartment door and hatchback. Anti-theft internal hood release. Steering wheel lock combined with ignition lock. Non-repeat starter switch.

Interior

Four-passenger interior. Two-way adjustable driver's seat and passenger seat. Headrests integrated with seats. Padded glare-proof instrument panel. Safety-padded sun visors. Make-up mirror in sun visor, passenger side. Center control console with sliding-top ashtray with cigar lighter. Antenna, suppression and three stereo speakers with volume/balance control on console. Leatherette three-spoke sport steering wheel. Full carpeting. Grab handle incorporated into both side armrests. Seat upholstery in leatherette or leatherette/cloth combination. Air conditioning. Heating and draft-free flow-through ventilation independently adjustable. Large adjustable fresh air and heating vents for de-fogging. Two-speed fresh air blower. Power windows. Rear window defogger. Two inertia reel combination shoulder/lap belts, front; 2 lap belts rear. Roomy carpet-covered storage compartment in both doors. Electric windshield washer with automatic wipe cycle, and two-speed windshield wipers with intermittent wipe cycle, control mounted on steering column. Inside day/night rearview mirror. Large, fully carpeted rear luggage area with light. Retractable luggage compartment cover. Door sill and window sill molding with 924 logo.

Instrumentation

Speedometer with trip odometer. Transistorized tachometer. Quartz clock. Water temperature, oil pressure, and fuel gauges. Warning indicator lights for fuel reserve, alternator control, oil pressure, and hydraulic braking systems.

Electrical System

Retractable headlights operated by electric motor. Two back-up lights. Rheostat-controlled instrument illumination. Four-way emergency flasher. Interior light. Glove compartment light. Engine compartment light. Center control box with fuses under dashboard. Dual-tone horn. Luggage area light. Electric tire pump for space saver spare tire. Hand brake warning light.

Model

924 Turbo

All features included in the 924 plus:

Body

NACA duct and cooling louvers in front area. Rear spoiler. Rear quarter panel gravel deflectors. 15" pressure-cast alloy 5-bolt spoke type wheels. 924 Turbo (rear). Black door sill molding with white Turbo logo.

Interior

Black leather-covered, three-spoke sport steering wheel (with brown or beige interior in brown). Leather shift boot.

Instrumentation

Instrumentation in white.

Porsche notes

Porsche standard equipment

Model

928 Coupe

Body

Energy-absorbing aluminum bumpers front and rear covered with shock and energy-absorbing polyurethane skin, with elastic paint to match body color. Integrated front spoiler. Black exterior trim molding. Lift-up hatchback. Bronze-tinted safety glass all around. Complete undercoating. "Porsche" in grey on rear of vehicle. Seven-year limited anti-corrosion warranty — see Warranty & Maintenance Manual for details.

Locks

Power door locks. Luggage compartment and glove compartment lock. Ignition/steering wheel/starter lock, anti-theft internal hood release. Non-repeat starter switch.

Interior

Four-passenger interior. Electrically powered driver's seat, two-way adjustable front passenger seat. Headrests integrated with seats. Heavily padded glare-proof instrument panel. Padded front and rear sun visors. Cassette storage holder. Package shelf below dash on driver's side. Assist grips in rear. Illuminated vanity mirror, passenger side. Leather-covered armrests and door grips. Center console. Front illuminated ashtray and cigar lighter. Four-spoke, leather-covered sport steering wheel. Adjustable steering column/instrument panel. Automatic speed control. Power steering. Power windows. Four speakers, suppression. Automatic antenna. Full deep cut-pile carpeting. Fold out armrests. Door pockets. Partial leather interiors with choice of leather or cloth seats. Split fold-down rear seat backrests. Heater and air-conditioner with 5-speed blower. Automatic full climate control. Draft-free flow-through ventilation through 10 outlets. Twin-stage heatable rear window. Inertia reel combination shoulder/lap belts, front and rear. Roomy storage compartments in both doors. Heavy-duty electric windshield washer with automatic wipe cycle, and three-speed windshield wipers with intermittent wipe cycle, control mounted on steering column. Rear window wiper. Heatable and electrically adjustable outside rearview mirrors (left & right). Inside day/night rearview mirror. Glove compartment with light. Large, fully carpeted luggage area. Luggage compartment cover.

Instrumentation

Speedometer with trip odometer. Fuel consumption gauge. Six-digit odometer. Transistorized tachometer. Quartz clock. Water temperature, fuel and oil pressure gauges. 12-function central warning lights in instrument cluster: oil pressure, oil level, brake circuit failure, brake fluid, brake pad wear, emergency brake, coolant level, coolant temperature, fuel tank level and reserve, windshield washer reservoir, brake lights, and tail lights.

Electrical System

1.5 hp starter. Retractable Halogen headlights operated by electric motor with headlight washers. Two back-up lights. Fog lights (white). Rheostat-controlled instrument illumination. Four-way emergency flasher. Interior lights. Glove compartment light. Engine compartment light. Center control box with fuses under dashboard. Dual-tone horn. White and red courtesy lights in doors. Electric tire pump for space saver spare tire. Hand brake warning light. Luggage area light.

Body

Energy-absorbing aluminum safety bumpers with protective rubber moldings front and rear. Headlight washers. Rear bumper equipped with heavy rubber bumperettes. Protective rubber moldings on door sills. Removable folding roof on Targa models. Complete undercoating. Black anodized window trim. Seven-year limited anti-corrosion warranty — see Warranty & Maintenance Manual for details.

Windows

Tinted glass all around. Three-speed electric windshield wiper and intermittent wipe cycle. Washer with automatic wiping cycle. Two-stage electrically heated rear window defogger. Inside day/night rearview mirror. Outside mirrors heatable and electrically adjustable (left & right).

Locks

Doors and ignition lock. Lockable glove compartment. Front and rear lid locks operated from car interior. Steering wheel lock combined with ignition lock. Non-repeat starter switch. Fuel tank access door opened from car interior. Front hood key lock (Targa only).

Interior

Four-passenger interior. Air conditioning. Power windows. Leather-covered three-spoke steering wheel. Safety-padded sunvisors with vanity mirror, passenger side. Illuminated ashtray. Glare-proof instrument panel, heavily padded. Dashboard center finished in color-matched vinyl. Cigar lighter. Adjustable front seats with reclining backrests and integral headrests. Grab handle incorporated into side armrests. Front seat upholstery in leather, rear seat in leatherette. Leatherette door panels. Armrest on driver and passenger side. One map pocket on left side of foot well (Coupe only). Storage compartment in both doors. Two combination shoulder/lap belts equipped with inertia reels, front; 2 lap belts, rear. Full cut-pile carpeting. Heating and draft free flow-through ventilation independently adjustable. Three-speed fresh air blower. Luggage platform with bolsters folded down and built-in luggage strap loops. Two coat hooks. Automatic antenna, suppression and speakers in doors, two speakers in shelf below rear window. Center console.

Instrumentation

Electric speedometer with trip odometer. Transistorized tachometer. Fuel gauge with warning light. Oil temperature gauge. Oil level gauge. Oil pressure gauge. Electric quartz clock with adjustable elapsed-time monitor.

Electrical System

Two Halogen headlights. Two back-up lights. Rheostat-controlled instrument illumination. Luggage compartment light. Four-way emergency flasher. Illuminated glove compartment. Two interior lights (Coupe). One interior light (Targa). Dual-tone horns. Electric tire pump for space saver tire. Engine compartment light. Hand brake warning light.

Porsche options

Code	Description	Note
018	Leather-covered three-spoke sport steering wheel, 15" with raised hub	924 not with 416, 431 924T not with 431
126	Digital radio	
197	88 A/h battery	
220	Limited slip differential	40% slip factor.
249	Automatic transmission	Refer to Model 477 333 —924 with Auto. Trans.
395	Forged alloy wheels	924 Turbo, 6Jx16 (5 bolt); disc type with 205/55 VR 16 tires; 911, front 6Jx16 5-spoke rims with 205/55 VR 16 tires, rear 7Jx16 with 225/50 VR 16 tires (not suitable for use with snow chains).
401	Pressure-cast alloy wheels, front	7x16 rims with 225/50 VR 16 tires. Not with 471.
409	Front sport seats, in leather (Eliminates standard power seat—left on 928)	Refer to upholstery codes on: 924/924T—p. 26 928 Coupe—p. 27 & 28 911SC—p.30
410	Front sport seats in Berber Tweed	Refer to upholstery codes on: 924/924T—p. 26
416	Leather-covered three-spoke sport steering wheel, 15"	Not with 018 or 431.
418	Protective side moldings	
423	Cassette/Coin Holder (924) Cassette Holder (928)	
424	Automatic heating control	
425	Rear window wiper	
431	Leather-covered four-spoke sport steering wheel (363mm)	924 not with 018 or 416 924T not with 018

	924	924 Turbo	928 Coupe	911SC Coupe	911SC Targa
	0	0	—	—	—
Price					
	0	0	0	0	0
Price					
	—	—	●	0	0
Price					
	0	0	0	0	0
Price					
	—	—	0	—	—
Price					
	—	0	—	0	0
Price					
	—	—	0	—	—
Price					
	0	0	0	0	0
Price					
	0	0	—	—	—
Price					
	0	●	—	—	—
Price					
	—	—	0	—	—
Price					
	0	0	●	—	—
Price					
	—	—	—	0	0
Price					
	0	0	●	—	—
Price					
	0	0	—	—	—
Price					

0 means "option available for this model"

— means "option not available for this model"

● means "standard equipment for this model"

Porsche options

Code	Description	Note
438	Power seat, right (left seat standard equipment)	(Not with 409)
454	Automatic speed control	
455	Anti-theft device for wheels	
456	Stabilizers (Front 21.5mm— Rear 14mm) & sport shocks	
461	Automatic antenna	
468	Tinted glass all around green windshield with graduated tint	
469	Black roofliner	
471	Competition group (not with 401)	<ul style="list-style-type: none">• Front & rear spoiler• Sport shock absorbers• 7Jx16 forged alloy wheels (disc type) with 225/50 VR 16 tires• Cooling vents in front spoiler for brake cooling
473	Spoiler, front & rear	
474	Sport shock absorbers	
477	Pressure-cast alloy wheels black spoke flanks, 4-hole (wheel housing deflectors, rear)	6Jx15 rims with 205/60 HR 15 steel belted tires.
494	Amplifier system	Only with 126.
497	1.1 KW Starter	Not with automatic transmission.
533	Alarm system	2-Locks (924/911) 2-Keys (928)
566	Fog lights, white	
567	Windshield with graduated tint	Not with 577 for 911SC.
577	Heatable windshield with graduated tint	Not with 567 for 911SC.

	924	924 Turbo	928 Coupe	911SC Coupe	911SC Targa
	—	—	○	—	—
Price					
Price	—	—	●	○	○
Price	—	○	○	○	○
Price	○	○	—	—	—
Price	○	○	●	●	●
Price	—	—	○	—	—
Price	—	—	—	○	—
Price	—	—	○	—	—
Price	—	—	—	○	○
Price	—	—	—	○	○
Price	○	—	—	—	—
Price	—	—	○	—	—
Price	○	●	—	—	—
Price	○	○	○	○	○
Price	—	—	—	○	○
Price	○	○	—	○	○
Price	—	—	—	○	○

○ means "option available for this model"
 — means "option not available for this model"
 ● means "standard equipment for this model"

Porsche options

Code	Description	Note
650	Removable top	
650	Electric sliding.roof	
666	Without protective coating	Mandatory for Delivery in Europe vehicles
900	Catalyst retrofit	Mandatory for Delivery in Europe vehicles

	924	924 Turbo	928 Coupe	911SC Coupe	911SC Targa
Price	○	○	—	—	—
Price	—	—	○	○	—
Price	○	○	—	—	—
Price	○	○	○	○	○

○ means "option available for this model"

— means "option not available for this model"

● means "standard equipment for this model"

Porsche paint colors

Paint Color

Black

Mocha Black

Gabun Grey

Mauritius Blue

Guards Red

Havana Brown

Royal Blue

Bamboo Beige

Grand Prix White

Alpine White

Mint Green

Chiffon White

Gambia Red

Caramel Brown

Metallic Paints

(extra cost for 924/924 Turbo and 911SC/Targa)

Black Metallic

Platinum Metallic

Light Blue Metallic

Minerva Blue Metallic

Meteor Grey Metallic

Pacific Blue Metallic

Surinam Red Metallic

Moss Green Metallic

Rosewood Metallic

Lhasa Green Metallic

Wine Red Metallic

Diamond Silver Metallic

Pewter Metallic

**Color to sample at extra cost on all models—
not available on Delivery in Europe vehicles.**

Two-tone Paints (924 and 924 Turbo only at extra cost)

Upper Paint

Lower Paint

Alpine White

Gabun Grey

Platinum Metallic

Havana Brown

Diamond Silver Metallic

Meteor Grey Metallic

Codes for Model:

924/ 924 Turbo	928 Coupe	911SC Coupe	911SC Targa
	A1A1	A1A1	A1V9
A2A2	A2A2	A2A2	A2V9
A3A3			
K9K9			
G1G1	G1G1	G1G1	G1V9
T4T4			
	J6J6	J6J6	J6V9
	D2D2	D2D2	D2V9
	P5P5	P5P5	P5V9
P1P1			
	M1M1	M1M1	M1V9
	P2P2	P2P2	P2V9
H2H2			
	T2T2	T2T2	T2V9
U7U7	U7U7	U7U7	U7V9
U1U1	U1U1	U1U1	U1V9
U2U2	U2U2	U2U2	U2V9
	W6W6	W6W6	W6V9
Y5Y5			
	W3W3	W3W3	W3V9
Y2Y2			
	Y8Y8	Y8Y8	Y8V9
	U9U9	U9U9	U9V9
W1W1			
	Y9Y9	Y9Y9	Y9V9
Z4Z4			
	U3U3	U3U3	U3V9
	9999 (Metallic Only)	9999 (Metallic and Non-Metallic)	99V9
P1A3			
U1T4			
Z4Y5			

Porsche upholstery

924† & 924 Turbo†

Code	Side Panels, Seat Trim & Carpet	Seat Inlays**	Available
	Leatherette	Leatherette	
LT	Black	Black	●
LV	Beige	Beige	●
LU	Brown	Brown	●
	Leatherette (Panels) Leather (Trim)	Leather	
TE*	Black	Black	O
TG*	Beige	Beige‡	O
TH*	Brown	Brown	O
	Leatherette	Berber Tweed***	
JC	Black	Grey/Black	●
JA	Beige	Beige/Brown	●
JB	Brown	Beige/Brown	●
	Leatherette	Pinstripe Cloth	
BH	Black	Black	●
BK	Beige	Brown	●
BJ	Brown	Brown	●
	Leatherette	Berber Tweed***	
KN*	Black	Grey/Black	O
KQ*	Beige	Beige/Brown	O
KR*	Brown	Beige/Brown	O
	Leatherette	Checked Velour	
GM	Black	Grey/Black	●
GP	Beige	Beige/Brown	●
GN	Brown	Beige/Brown	●

Interiors are color coordinated except Beige: Beige interiors have brown dashboards and roof liners.

†Interiors can be combined with any paint code.

‡Beige Leather Sport Seats match Beige Leatherette

*Available only with front Sport Seats: in Leather, option 409 (Front Seats Leather, Rear Seats Leatherette); Berber Tweed, option 410.

**Head restraints in the same material as seat inlays except Pinstripe Cloth which have Leatherette head restraints.

***Seat Bolsters in Berber Tweed for Berber Tweed.

● = Standard; O = Optional at extra cost

928 Coupe^{††}

Side Panels		Seat Inlays	Carpet	Available
Code	& Seat Trim			
Partial Leather (Panels)				
	Leather (Trim)	Leather		
VN	Black	Black	Black	●
VK	Dark Blue	Dark Blue	Dark Blue	●
VM	Beige	Beige	Beige	●
VL	Brown	Brown	Brown	●
Partial Leather (Panels)				
	Leather (Trim)	Leather		
YP*	Black	Black	Black	O
YQ*	Dark Blue	Dark Blue	Dark Blue	O
YT*	Beige	Beige	Beige	O
YS*	Brown	Brown	Brown	O
Partial Leather (Panels)				
	Leather (Trim)	Uni-Cloth		
CD	Black	Black	Black	●
CA	Dark Blue	Dark Blue	Dark Blue	●
CC	Beige	Beige	Beige	●
CB	Brown	Beige	Brown	●
Partial Leather (Panels)				
	Leather (Trim)	Berber Tweed**		
CE	Black	Grey/Black	Black	●
CG	Dark Blue	Blue/Black	Dark Blue	●
CJ	Beige	Beige/Brown	Beige	●
CH	Brown	Beige/Brown	Brown	●
Partial Leather (Panels)				
	Leather (Trim)	Checked Velour		
BS	Black	Grey/Black	Black	●
BQ	Dark Blue	Blue/Black	Dark Blue	●
BU	Beige	Beige/Brown	Beige	●
BT	Brown	Beige/Brown	Brown	●

Dashboard, center console and armrest including door grips are leather and roof liner leatherette. Beige interior has brown dashboard, center console, armrest including door grips and roof liner (all other combinations color coordinated).

††928 Coupe interiors can be combined with any exterior colors.

* Available only with Sport Seats (Option 409). Note that when ordering Sport Seats, eliminate Standard Equipment Power Seat-Left.

** Seat Bolsters in Berber Tweed.

● = Standard; O = Optional at extra cost

Porsche upholstery

928 Coupe^{††}

Code	Side Panels & Seat Trim	Seat Inlays	Carpet	Available
------	-------------------------	-------------	--------	-----------

All Leather Interiors (Availability is Restricted)

		Leather		
VD	Black	Black	Black	O
VA	Dark Blue	Dark Blue	Dark Blue	O
VC	Beige	Beige	Beige	O
VB	Brown	Brown	Brown	O

All Leather Interiors (Availability is Restricted)

		Leather		
YA*	Black	Black	Black	O
YD*	Dark Blue	Dark Blue	Dark Blue	O
YC*	Beige	Beige	Beige	O
YB*	Brown	Brown	Brown	O

All Leather Interiors (Availability is Restricted)

		Uni-Cloth		
EM	Black	Black	Black	O
ED	Dark Blue	Dark Blue	Dark Blue	O
EL	Beige	Beige	Beige	O
EE	Brown	Beige	Brown	O

All Leather Interiors (Availability is Restricted)

		Berber Tweed**		
EV	Black	Grey/Black	Black	O
EW	Dark Blue	Blue/Black	Dark Blue	O
JY	Beige	Beige/Brown	Beige	O
JV	Brown	Beige/Brown	Brown	O

All Leather Interiors (Availability is Restricted)

		Checked Velour		
DM	Black	Grey/Black	Black	O
DL	Dark Blue	Blue/Black	Dark Blue	O
DP	Beige	Beige/Brown	Beige	O
DN	Brown	Beige/Brown	Brown	O

Dashboard, center console and armrest including door grips and roof liner are leather. Beige interior has brown dashboard, center console, armrest including door grips and roof liner (all other combinations color coordinated).

††928 Coupe interiors can be combined with any exterior colors.

*Available only with Sport Seats (Option 409). Note that when ordering Sport Seats, eliminate Standard Equipment Power Seat-Left.

**Seat Bolsters in Berber Tweed.

O = Optional at extra cost

928 Special Leather Interiors: Trim Code†

Code	Leather Side Panels Seat Trim Seat Inlay	Leather Roof Liner	Carpet	Leather Dashboard Center Console Window Sills Armrest and Door Grips
VE	Cancan Red	Black	Black	Black
VG	Papyrus White	Black	Black	Black
VH	Hannibal Grey	Hannibal Grey	Black	Hannibal Grey
VJ	Mint Green	Mint Green	Mint Green	Mint Green
99	To Sample	Specify	Specify*	Specify**

†928 Special Leather Interiors at extra cost. 928 Special Leather Interiors to be combined with exterior colors as desired. Availability is restricted.

*Choice of the above or other standard colors.

**Choice of black, dark blue, brown, mint green or Hannibal grey.

Porsche upholstery

911SC Coupe[†] & 911SC Targa[†]

Code	Side Panels & Seat Trim	Seat Inlays	Carpet	Available
	Leatherette (Panels) Leather (Trim)*	Leather*		
YE	Black	Black	Black	●
YJ	Dark Blue	Dark Blue	Dark Blue	●
YH	Beige	Beige	Beige	●
YG	Brown	Brown	Brown	●
	Leatherette (Panels) Leather (Trim)*	Leather*		
TE**	Black	Black	Black	○
TA**	Dark Blue	Dark Blue	Dark Blue	○
TM**	Beige	Beige	Beige	○
TH**	Brown	Brown	Brown	○
	Leather	Leather		
VD	Black	Black	Black	○
VA	Dark Blue	Dark Blue	Dark Blue	○
VC	Beige	Beige	Beige	○
VB	Brown	Brown	Brown	○
	Leather	Leather		
YA**	Black	Black	Black	○
YD**	Dark Blue	Dark Blue	Dark Blue	○
YC**	Beige	Beige	Beige	○
YB**	Brown	Brown	Brown	○
	Leather	Uni-Cloth		
EM	Black	Black	Black	○
ED	Dark Blue	Dark Blue	Dark Blue	○
EL	Beige	Beige	Beige	○
EE	Brown	Beige	Brown	○

911SC Coupe[†] & 911SC Targa[†]

Code	Side Panels & Seat Trim	Seat Inlays	Carpet	Available
	Leather	Berber Tweed (Incl. Bolsters)		
EV	Black	Grey/Black	Black	O
EW	Dark Blue	Blue/Black	Dark Blue	O
JY	Beige	Beige/Brown	Beige	O
JV	Brown	Beige/Brown	Brown	O
	Leather	Checked Velour		
DM	Black	Grey/Black	Black	O
DL	Dark Blue	Blue/Black	Dark Blue	O
DP	Beige	Beige/Brown	Beige	O
DN	Brown	Beige/Brown	Brown	O

Dashboard, window sills, and rear shelf are color coordinated with trim except beige; with beige interiors—dashboard, window sills and rear shelf are brown. Materials as indicated for side panels. Roof Liners (leatherette): Black interiors have white roof liners; dark blue interiors have dark blue roof liners; beige or brown interiors have brown roof liners.

[†]911 interiors can be combined with any exterior colors.

*Front Seat Leather (Incl. Bolsters), Rear Seats Leatherette

**Available only with front sport seats: in leather, Option 409.

● = Standard; O = Optional at extra cost

911SC Special Leather Interiors: Trim Code[†]

Code	Leather Side Panels Seat Trim Seat Inlay	Leatherette Roof Liner	Carpet	Leather Dashboard Window Sills Rear Shelf
VE	Cancan Red	Black	Black	Black
VG	Papyrus White	Black	Black	Black
VH	Hannibal Grey	Black	Black	Hannibal Grey
VJ	Mint Green	Black	Mint Green	Mint Green
99	To Sample	Specify*	Specify*	Specify**

[†]911SC Coupe & 911SC Targa Special Leather Interiors at extra cost. (Not available with Option 409.) 911SC Special Leather Interiors to be combined with exterior colors as desired.

*Choice of the above or other standard colors.

**Choice of black, dark blue, mint green or Hannibal grey.

● = Standard; O = Optional at extra cost

Porsche notes

Audi Facts and Figures

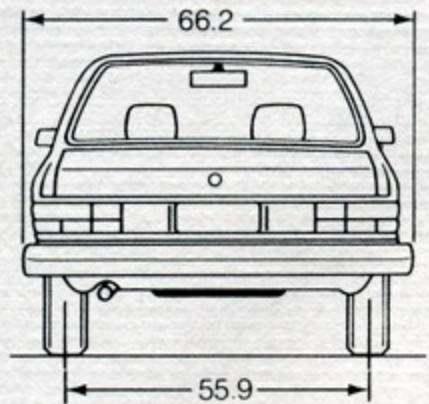
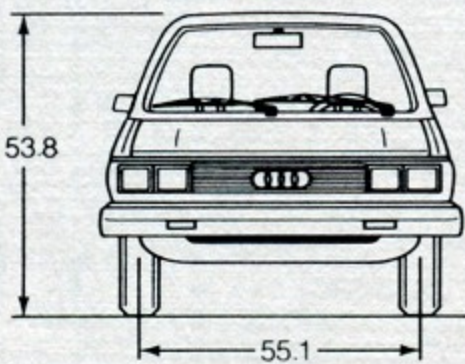
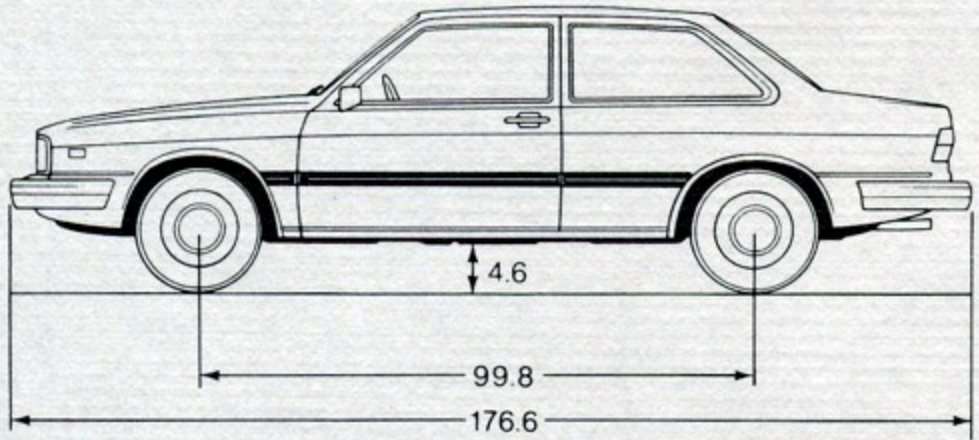
Audi models and dimensions

Model	Designation	Price
811 472	40004E (4-Cyl.) 2-door Sedan, 5-speed	_____

NOTE: 40004E 2-door is equipped with: • Wide body side molding (from 5+5) • Wheel trim rings with hubcaps • Right outside remote control mirror • 4-spoke steering wheel • Tachometer

NOTE: California vehicles will be designated by Mandatory California Equipment Option 027.

Dimensions (in inches)

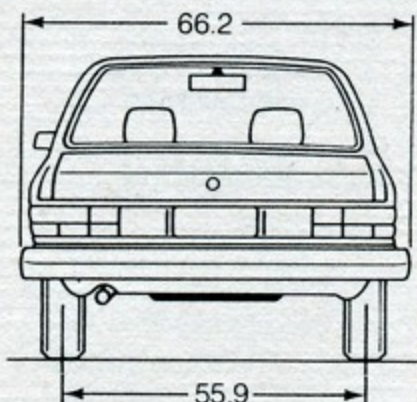
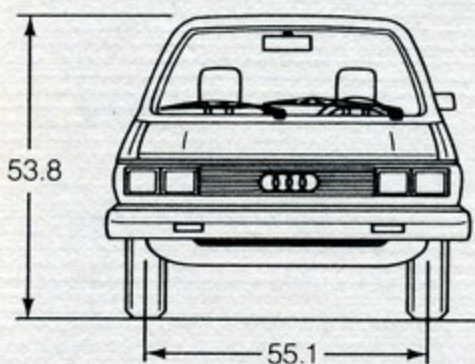
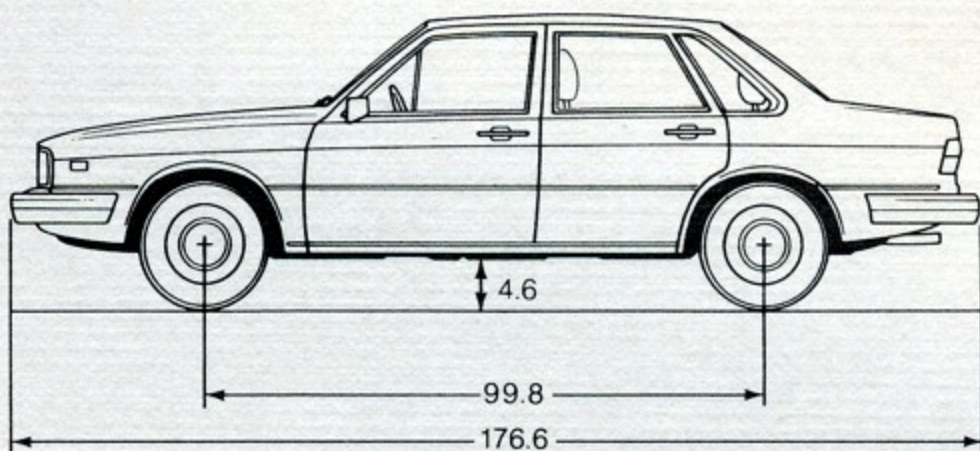


Model	Designation	Price
813 472	4000S4E (4-Cyl.) 4-door Sedan, 5-speed	_____
813 473	4000S4E (4-Cyl.) 4-door Sedan, automatic	_____
813 492	4000 Diesel (4-Cyl.) 4-door Sedan, 5-speed	_____

NOTE: 4000S Equipment consists of: • Air conditioner • Alloy wheels (5½Jx13) with 175/70 SR13 Tires • Vent windows • Head restraints for rear seats • Height adjustable driver's seat

NOTE: California vehicles will be designated by Mandatory California Equipment Options 027 (Gas) or 978 (Diesel).

Dimensions (in inches)

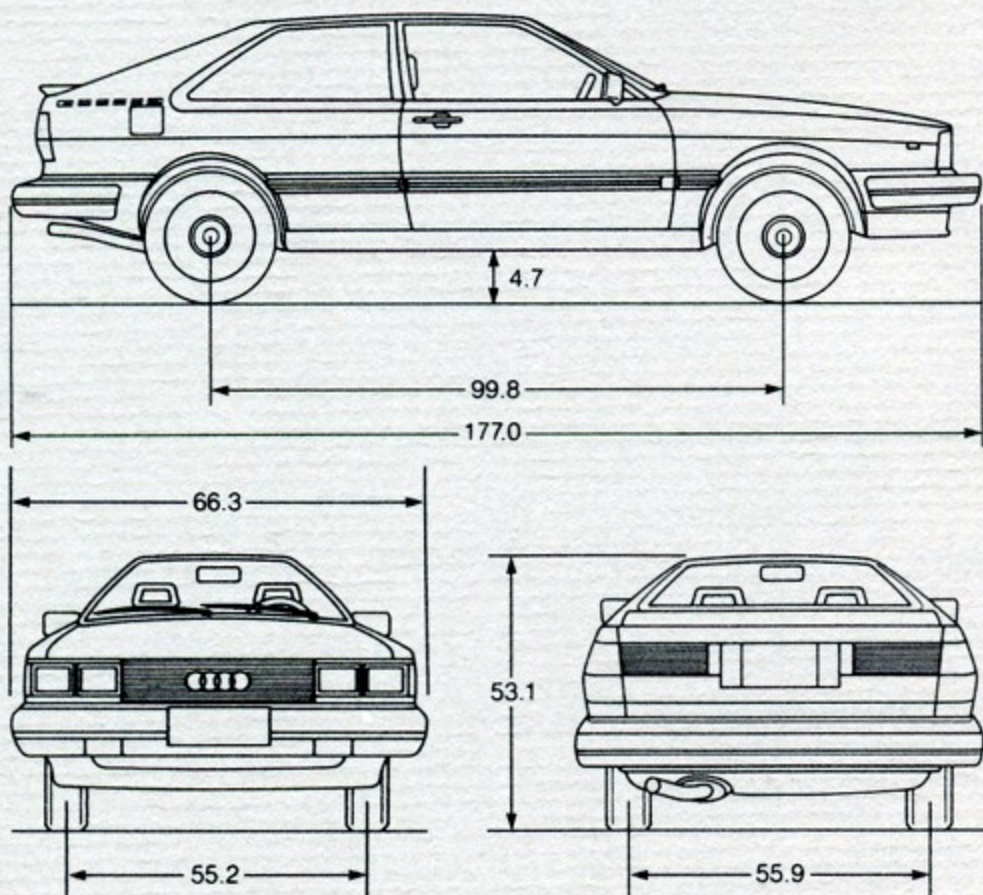


Audi models and dimensions

Model	Designation	Price
855 452	Coupe (5-Cyl.) 2-door, 5-speed	_____
855 453	Coupe (5-Cyl.) 2-door, automatic	_____

NOTE: California vehicles will be designated by Mandatory California Equipment Option 027

Dimensions (in inches)

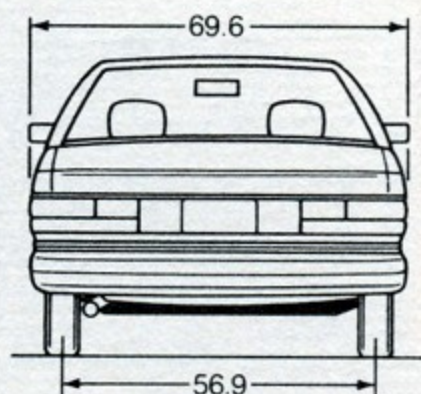
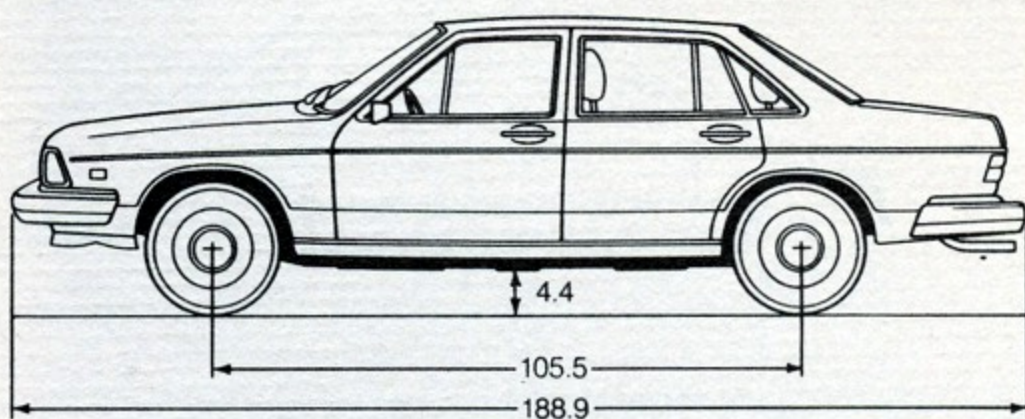


Model	Designation	Price
433 672	5000S (5-Cyl.) Fuel Injection 4-door Sedan, 5-speed	_____
433 673	5000S (5-Cyl.) Fuel Injection 4-door Sedan, Automatic	_____
433 792*	5000S (5-Cyl.) Diesel 4-door Sedan, 5-speed	_____

NOTE: California vehicles will be designated by Mandatory California Equipment Option 027.

*These will be 1981 model year vehicles, but will share colors and trims with 1982 model vehicles. Not all 1982 model year options and equipment may be available; review latest Distribution Circulars prior to ordering. Not available in California.

Dimensions (in inches)

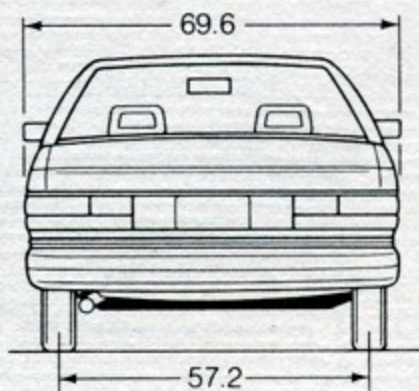
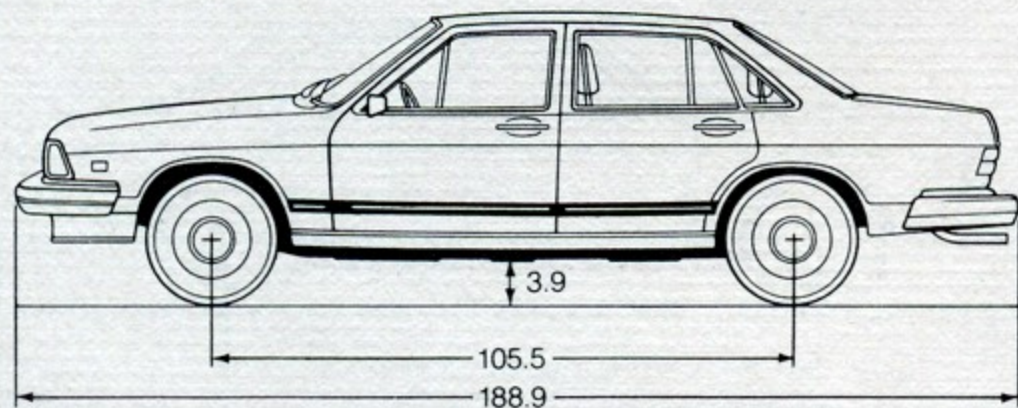


Audi models and dimensions

Model	Designation	Price
437 233	5000 Turbo (5-Cyl.) 4-door Sedan, automatic	_____

NOTE: California vehicles will be designated by Mandatory California Equipment Option 027.

Dimensions (in inches)



Audi notes

Audi specifications

Model

Engine

Type of engine

Bore/stroke, inches (mm)	— Gas — Diesel
--------------------------	-------------------

Displacement, cubic inches (cc)	— Gas — Diesel
---------------------------------	-------------------

Compression ratio	— Gas — Diesel
-------------------	-------------------

Horsepower, SAE net @ rpm	— Gas — Diesel
---------------------------	-------------------

Maximum torque, SAE net, ft. lbs. @ rpm	— Gas — Diesel
---	-------------------

Valve train

Crankshaft

Lubrication

Fuel supply system	— Gas
--------------------	-------

— Diesel

Fuel requirements	— Gas — Diesel
-------------------	-------------------

Electrical system

Battery	— Gas — Diesel
---------	-------------------

Alternator	— Gas — Diesel
------------	-------------------

Ignition	— Gas — Diesel
----------	-------------------

Drive train

Transmission

Clutch

Drive axles

Number of speeds

Frame/body

Suspension

Front suspension

Rear suspension

4000/Diesel**Coupe**

4-cylinder, 4-cycle, in-line, water-cooled with water pump and electric cooling fan 1.7 ltr. (gas), 1.6 ltr. (Diesel)	5-cylinder, 4-cycle, in-line, water-cooled with thermostatically controlled electric radiator fan, spur belt driven water pump (2.2 liter)
3.13/3.40 (79.5/86.4) 3.01/3.40 (76.5/86.4)	3.13/3.40 (79.5/86.4) —
105 (1715) 97 (1588)	131 (2144) —
8.2:1 23.0:1	8.2:1 —
74 @ 5000 52 @ 4800	100 @ 5100 —
89.6 @ 3000 71.5 @ 2000	112.4 @ 3000 —
OHC, spur belt driven Forged, 5 main bearings	OHC, spur belt driven Forged, 6 main bearings
Gear type oil pump, full pressure system	Sickle pump on crankshaft, full flow oil filter
Electric fuel pump, CIS fuel injection (catalyst with oxygen sensor) Injection pump	Electric fuel pump, CIS fuel injection (catalyst with oxygen sensor) —
Unleaded gas only Diesel #2	Unleaded gas only —

12 Volt, 45 Ah. 12 Volt, 63 Ah.	12 Volt, 63 Ah. —
770 Watt 910 Watt	1050 Watt* —
Breakerless, Trans.* Self-ignition	Breakerless, Trans.** —

Front-mounted, front wheel drive transaxle, 3-speed Auto.; 5-speed fully synchronized	Front-mounted, front wheel drive transaxle, 3-speed Auto.; 5-speed fully synchronized
Single disc, dry, 5-speed, torque conv., Auto.	Single disc, dry, 5-speed, torque conv., Auto.
Double CV joints	Double CV joints
5 forward, 1 reverse (manual) 3 forward, 1 reverse (Auto.)	5 forward, 1 reverse (manual) 3 forward, 1 reverse (Auto.)
Unitized construction with high energy absorbing front and rear sections	Unitized construction with high energy absorbing front and rear sections

MacPherson struts with negative steering roll radius, stabilizer bar and coil springs	MacPherson struts with negative steering roll radius, stabilizer bar and coil springs
Torsion crank-axle with Panhard rod and integral stabilizer; coil spring struts	Torsion crank-axle with Panhard rod and integral stabilizer; coil spring struts

*California: Breakerless transistor with idle stabilization

*Alt. with A/C 1260 watt
**California: Breakerless transistor with idle stabilization

Audi specifications

Model

Brakes

Foot brake

Hand brake

Total effective brake pad/lining area: sq. inches (cm²)

Wheels

Rims

Tires

Steering

Capacities

Fuel tank, gallons (liters)

Engine oil with filter, quarts (liters)

Windshield washer, quarts (liters)

Cooling system, quarts (liters)

Luggage, cubic feet (EPA)

Dimensions

Wheelbase, inches (mm)

Front track, inches (mm)

Rear track, inches (mm)

Overall length, inches (mm)

Overall width, inches (mm)

Overall height (unloaded), inches (mm)

Ground clearance (loaded), inches (mm)

Turning circle, curb to curb, feet (m)

Weight

Gross vehicle weight, lbs. (preliminary)

Performance

Approximate top speed (mph)

Acceleration 0-50 mph (in seconds)

*EPA estimated fuel economy
mpg, city/highway— 49 States—
Cal.—

*Estimated cruising range:
City/highway 49 States—
Cal.—

Standard equipment, options and specifications subject to change without notice.

* 1982 EPA estimates

4000/Diesel**Coupe**

Discs, front; drums, rear; hydraulic power-assisted, dual-diagonal circuits; self-adjusting with pressure regulator

Mechanical, activating rear drum brakes

58.9 (380)

Discs, front; drums rear; hydraulic power-assisted, dual-diagonal circuits; self-adjusting with pressure regulator

Mechanical, activating rear drum brakes

58.9 (380)

5Jx13 (steel)

175/70 SR 13 (steel belted radials)

Rack and pinion with steering damper

6Jx14 (alloy)

185/60 HR 14 (steel belted radials)

Variable power-assisted rack and pinion

15.8 (60)

3.7 (3.5)

1.9 (1.8)

6.9 (6.5)

12.0

15.8 (60)

5.3 (5.0)

1.9 (1.8)

7.4 (7.0)

11.3

99.8 (2536)

55.1 (1400)

55.9 (1420)

176.6 (4486)

66.2 (1687)

53.8 (1365)

4.6 (116)

32.5 (9.95)

99.8 (2536)

55.2 (1400)

55.9 (1420)

177.0 (4497)

66.3 (1682)

53.1 (1350)

4.7 (120)

32.5 (9.95)

3,241

3,439

Manual

Auto.

Diesel

Manual

Auto.

108

97

90

109†

105

8.6

10.5

12.4

7.4

9.5

28/42

24/32

38/52

24/37

20/28

28/40

24/31

38/52

24/38

20/28

442/664

379/506

600/821

379/585

316/442

442/632

379/490

600/822

379/600

316/442

†Top speed in 4th gear.

Audi specifications

Model

Engine

Type of engine

Bore/stroke, inches (mm)	—Gas —Diesel
Displacement, cubic inches (cc)	—Gas —Diesel
Compression ratio	—Gas —Diesel
Horsepower, SAE net, @ rpm	—Gas —Diesel
Maximum torque, SAE net, ft. lbs. @ rpm	—Gas —Diesel
Valve train	
Crankshaft	
Lubrication	
Fuel supply system	—Gas
	—Diesel
Fuel requirements	—Gas —Diesel

Electrical system

Battery	—Gas —Diesel
Alternator	
Ignition	—Gas —Diesel

Drive train

Transmission	
Clutch	
Drive axles	
Number of speeds	

Frame/body

Suspension

Front suspension	
Rear suspension	

5000S/Diesel**5000 Turbo**

5-cylinder, 4-cycle, 2.2 ltr. (Gas), 2.0 ltr. (Diesel), in-line, water-cooled with thermostatically controlled radiator fan, spur belt driven water pump.	Turbocharged 5-cylinder, 2.2 ltr. 4-cycle, in-line, water-cooled with thermostatically controlled radiator fan, spur belt driven water pump.
3.13/3.40 (79.5/86.4) 3.01/3.40 (76.5/86.4)	3.13/3.40 (79.5/86.4) —
131 (2144) 121 (1986)	131 (2144) —
8.2:1 23.0:1	7.0:1 —
100 @ 5100 67 @ 4800	130 @ 5400 —
112.4 @ 3000 84.8 @ 3000	142 @ 3000 —
OHC, spur belt driven	OHC, spur belt driven
Forged, six main bearings	Forged steel, six main bearings
Sickle pump on crankshaft, full flow oil filter	Sickle pump on crankshaft full flow oil filter
Electric fuel pump, CIS fuel injection (catalyst with oxygen sensor)	CIS fuel injection with exhaust driven turbo charger, 3-way catalyst with oxygen sensor
Injection pump	
Unleaded gas only Diesel #2	Unleaded gas only —
12 Volt, 63 Ah. 12 Volt, 88 Ah.	12 Volt, 63 Ah.
1050 Watt†	1260 Watt
Breakerless transistor* Self ignition	Breakerless transistor with idle stabilizer
Front-mounted, front wheel drive transaxle, 3-speed Auto.; 5-speed fully synchronized	Front-mounted, front wheel drive transaxle, 3-speed automatic
Single disc, dry (manual) Torque converter (Auto.)	Torque converter
Double CV joints	Double CV joints
5 forward, 1 reverse (manual) 3 forward, 1 reverse (Auto.)	3 forward, 1 reverse (Auto.)
Unitized construction with high energy absorbing front and rear sections	Unitized construction with energy absorbing front and rear sections
MacPherson struts with coil springs, lower control arm and stabilizer; negative roll radius	MacPherson struts with coil springs, lower control arm and stabilizer; negative roll radius
Torsion crank-axle with Panhard rod and integral stabilizer; coil spring struts	Torsion crank-axle with Panhard rod and integral stabilizer; double progressive coil springs and hydraulic shock absorbers

†Alt. with A/C 1260 Watt

*Cal.: Breakerless transistor with idle stabilization

Audi specifications

Model

Brakes

Foot brake

Hand brake

Total effective brake pad/lining area: sq. inches (cm²)

Wheels

Rims (light alloy)

Tires

Steering

Capacities

Fuel tank, gallons (liters)

Engine oil with filter, quarts (liters)

Windshield washer, quarts (liters)

Cooling system, quarts (liters)

Luggage, cubic feet EPA

Dimensions

Wheelbase, inches (mm)

Front track, inches (mm)

Rear track, inches (mm)

Overall length, inches (mm)

Overall width, inches (mm)

Overall height (unloaded), inches (mm)

Ground clearance (loaded), inches (mm)

Turning circle, curb to curb, feet (m)

Weight

Gross vehicle weight, lbs. (preliminary)

Performance

Approximate top speed (mph)

Acceleration 0-50 mph (in seconds)

*EPA estimated fuel economy: 49 States—
mpg, city/highway Cal.—

*Estimated cruising range in miles: 49 States—
city/highway Cal.—

*1982 EPA estimate. (5000S Diesel 1981 EPA estimate.)

5000S/Diesel			5000 Turbo
Hydraulic dual-diagonal power-assisted vented discs, front; finned drums, rear; self-adjusting with pressure regulator			Hydraulic dual-diagonal power-assisted vented discs, front; solid discs rear; self-adjusting with load-sensing pressure regulator
Mechanical, activating rear drum brakes			Mechanical, activating rear disc brakes
76.4 (493)			49.6 (320)
6Jx14			6Jx15
185/70 SR 14 (steel belted radials)			205/60 HR 15 (steel belted radials)
Power-assisted rack and pinion			Power-assisted rack and pinion
19.8 (75)			19.8 (75)
5.3 (5.0)			5.3 (5.0)
1.8 (1.7)			1.8 (1.7)
8.5 (8.0)			8.5 (8.0)
15.0			15.0
105.5 (2680)			105.5 (2680)
57.9 (1470)			58.1 (1475)
56.9 (1445)			57.2 (1453)
188.9 (4798)			188.9 (4798)
69.6 (1768)			69.6 (1768)
54.7 (1390)			54.7 (1390)
4.4 (112)			3.9 (98)
34.3 (10.45)			34.3 (10.45)
3,847 (gas) 3,858 (Diesel)			3924
Manual	Auto	Diesel [†]	Auto
107	104	93	113
8.7	9.5	12.4	7.5
22/34	19/28	27/41	18/26
22/35	19/27	—	18/25
436/673	376/554	535/812	356/515
436/693	376/535	—	356/495

[†]Not sold in California.

Audi standard equipment

Model

4000S/Diesel

Body

Unitized body construction with passenger safety cell and energy-absorbing front and rear-end design. Urethane covered bumpers with energy absorbing elements front and rear. Left remote control outside rearview mirror. Complete undercoating. Belt trim molding with protective rubber inlay. Electric rear window defogger. Map pockets. Tinted glass all around. Full width side front windows (except 4000S). Wheel covers on Diesel only.

Locks

Ignition/steering lock with non-repeat starter switch. Child safety locks on rear doors of 4-door models. Locks on glove compartment and trunk. Engine compartment latch release. Non-over-ride safety door locks. Lockable gas cap.

Interior

Day/night rearview mirror. Padded sun visors with vanity mirror on passenger side. Padded glareproof instrument panel. Ash-tray front and rear. Cigar lighter. Padded armrests, front and rear. Adjustable front seats with fully reclining backrests. Glove compartment, and package tray below dashboard. Upholstery in redesigned velour cloth or leatherette. Combination shoulder/lap belts for front seats equipped with inertia reels. Rear seats with three-point inertia seat belts outboard, static lap belt center (4000S). Rear seats with two-point retractor belts outboard, static lap belt center (2-door; Diesel). Full carpeting. Three-speed heating and ventilating blower with large ducts for both functions. Draft-free flow-through ventilation system. Floor mounted, short-stroke manual shift lever. Automatic shift lever and console (4000S only). Overhead mounted passenger assist handles. Two coat hooks. Space-saver spare tire.

Instrumentation

Speedometer with trip odometer. Electric quartz clock. Fuel gauge. Coolant temperature gauge. Alternator warning light. Oil pressure warning light. Brake warning light. Voltmeter, oil temperature gauge. Diesel; a pre-glow light switch.

Electrical System

Dual rectangular Halogen headlights. Two back-up lights. Rheostat-controlled dashboard instrument illumination. Four-way emergency flasher. Glove compartment light. Luggage compartment light. One interior light with courtesy switches on all doors. Electric windshield washer. Two-speed windshield wipers with intermittent wipe cycle. Central control box with fuses. Up-shift indicator light with 5-speed transmission (except Diesel).

Body

Unitized body construction with reinforced passenger safety cell and energy-absorbing front and rear-end design. Urethane covered bumpers with energy-absorbing elements front and rear. Complete undercoating. Integrated front air dam. Rear spoiler on trunk lid. Wide protective body side moldings with chrome strips. Full width side front windows. Tinted glass all around. Black window moldings with matte pearl inlays. Remote control outside mirrors, manual left and right. Alloy wheels. COUPE lettering on red reflective rear panel.

Locks

Ignition/steering lock with non-repeat starter switch. Locks on glove compartment and doors. Inside trunk release. Inside engine hood release. Lockable gas cap.

Interior

Four-spoke, leather-covered sport steering wheel. Adjustable bucket sport seats with fully reclining backrests and open rectangular headrests. Body-contoured rear seat with integrated headrests. Driver's seat height adjustment. Leather shift lever knob and special boot. Padded glare-proof instrument panel. Shade over the instrument binnacle. Rear passenger assist handles. Two shoulder/lap belts for front seats equipped with inertia reels. Three-point inertia rear seat belts outboard, static lap belt center. Thick pile carpeting. Color-coordinated headliner. Padded sun visors. Rear shelf in velour carpet. Day/night rearview mirror. Draft-free flow-through ventilation system. Floor mounted manual or automatic shift lever and console. Package tray below dashboard. Ash trays, front and rear. Cigarette lighter. Trunk with two gas spring supports. Two slides to hold optional sunroof.

Instrumentation

Speedometer with trip reset odometer. Fuel gauge. Water temperature gauge. Tachometer with integrated quartz clock. Voltmeter, oil pressure and oil temperature gauge in console. Lights for oil pressure, emergency flasher, water temperature, alternator, high beams, oxygen sensor and brake. Cruise control.

Electrical System

Dual rectangular Halogen headlights. Two back-up lights. Illuminated vanity mirror in passenger sun visor. Lights in the trunk, glove compartment and front ash tray. One interior light with courtesy switch on all doors. Rheostat-controlled dashboard instrument illumination. Upshift indicator light with 5-speed transmission. Four-way emergency flasher. Electric windshield washer with automatic wash/wipe cycle. Two-speed windshield wiper with intermittent wipe cycle. Three-speed heating and ventilating blower. Rear window electric defogger.

Audi standard equipment

Model

5000S/Diesel

Body

Unitized body construction with passenger safety cell and energy-absorbing front and rear-end design. Aluminum bumpers, front and rear, with heavy duty rubber moldings and plastic corner flaps. Energy-absorbing front and rear bumper supports. Full factory undercoating. Protective molding at belt line. Bright molding on front grille and trunk lid. Two outside mirrors with tinted glass, remote-controlled. Tinted glass all around. Electric rear window defogger. Carpeted trunk compartment. Alloy wheels. Front vent windows.

Locks

Ignition/steering/starter lock with non-repeat starter switch. Child safety locks on rear doors. Locks on glove compartment, trunk, and gas cap. Inside front hood release. For Diesel, pre-glow starter switch.

Interior

Air conditioner. Power windows and door locks. Manual height adjustment for driver's seat. Leather-grained steering wheel. Front ashtray with cigar lighter. Day/night rearview mirror. Padded sun visors with illuminated vanity mirror on passenger side. Padded glare-proof instrument panel. Two rear ashtrays with cigar lighters. Adjustable front seats with fully reclining backrests. Fold-down center armrest for rear seat. Storage under dashboard and pockets on front doors. Center console. Trim in leatherette and redesigned velour cloth. Two shoulder/lap belts for front seats equipped with inertia reels. Seat belt chimes. Head restraints for rear seats with three-point inertia seat belts outboard, static lap belts center (Gas). Head restraints for rear seats with two-point retractor seat belts outboard, static lap belts center (Diesel). Thick pile carpeting. Independent heater and fresh air controls with three-speed blower. Draft free flow-through ventilation. Assist handles, one in front and two in rear. Two coat hooks. Space-saver spare tire.

Instrumentation

Speedometer with trip odometer. Electric quartz clock. Fuel gauge. Coolant temperature gauge. Alternator warning light. Oil pressure warning light. Brake warning light. Cruise control. Illuminated power window switches. Four-way emergency flasher. For Diesel; a pre-glow light indicator.

Electrical System

Dual rectangular Halogen headlights. Two back-up lights. Rheostat-controlled instrument illumination. Trunk light. Glove compartment light. Courtesy light in roof, dual courtesy light under dashboard. Front and rear ashtray light. Electric windshield washer with automatic wash/wipe cycle. Two-speed windshield wipers with intermittent wipe cycle. Upshift indicator light with 5-speed transmission (Gas only).

Body

Unitized body construction with reinforced passenger cell and energy-absorbing front and rear-end design. Front and rear energy-absorbing bumper supports. Blacked out front grille surrounds headlight bezels in black with chrome trim inside. Large front spoiler. Matte pearl color window and drip molding. Tinted glass all around. Tinted right and left adjustable outside mirrors. Front vent windows. Light alloy 5-bolt wheels. Driver's side wiper arm with wind deflector. Electric rear window defogger. Undercoating.

Locks

Ignition/steering/starter lock with non-repeat starter switch. Child safety locks on rear doors. Locks on glove compartment, front outside door handles, trunk and gas cap. Inside front hood release. Power door and trunk locks. Lockable gas cap.

Interior

Four-spoke sport steering wheel. Large center console with storage compartment. AM/FM digital stereo cassette radio with four speakers and balance control. Wide-band flow-through ventilation. Air conditioner. Integrated heater and fresh air controls with 3-speed blower. Front and rear ashtrays with cigarette lighters. Day/night rearview mirror. Assist handles. Headliner panels same as seat material. Padded sun visors with illuminated vanity mirror on passenger side. Adjustable and fully reclining front bucket seats. Map pockets in front seat backs. Storage compartment under dashboard and pockets on front doors. Height adjustment for driver's seat. Rear fold-down center armrest. Open style headrests for rear seats. Rich velour upholstery. Thick pile carpeting. Fully carpeted luggage compartment. Two shoulder/lap belts for front seats equipped with inertia reel. Seat belt chimes. Three-point inertia rear seat belts outboard, static lap belt center. Space-saver spare tire.

Instrumentation

Rectangular dashboard binnacle with rocker switches on right side. Tachometer. Speedometer with trip odometer. Boost gauge. Oil temperature gauge. Water temperature gauge. Fuel gauge. Alternator warning light. Brake warning light. Oil pressure warning light. Digital clock, with green numerals. Cruise control.

Electrical System

Power windows with illuminated switches. Automatic antenna. Electrical windshield washer with automatic wipe/wash cycle. Two-speed windshield wipers with intermittent wipe cycle. Halogen headlights. Two back-up lights. Trunk light. Glove compartment light. Front ashtray light. Map light on front and rear door panels. Dual courtesy lights under dashboard. Dome light. Four-way emergency flashers. Rheostat-controlled instrument illumination.

Audi options

Code	Description	Note
D01	"S" Package	<ul style="list-style-type: none">• Air conditioner• Alloy wheels (5½Jx13) with 175/70 SR 13 tires• Vent windows• Head restraints for rear seat• Height adjustable driver's seat• Three-point inertia rear seat belts, outboard. Static lap belts, center.
D05	Comfort Package	<ul style="list-style-type: none">• Power door locks• Power windows• Cruise control
D08	Heatable front seats	
D58	Outside mirrors	L/R Heatable, elec. adjustable
D73	Air conditioner	Standard equipment on 5000S/Diesel and Turbo
D75	Air conditioner	
D76	Air conditioner	Not with D01
D82	2 speakers in dash 2 speakers in rear, antenna and suppression	Antenna: 4000 series—manual Coupe—electronic
R82	Digital Radio AM/FM Stereo Cassette with electronic antenna	
D83	2 speakers in dash 2 speakers in rear, automatic antenna and suppression	
R83	Digital Radio AM/FM Stereo Cassette with automatic antenna	
027	Mandatory California equipment except for Diesel engine	

	4000 Series			Audi 5000S/ 5000		
	4E	S4E	Diesel	Coupe	Diesel	Turbo

	—	●	○	—	—	—
--	---	---	---	---	---	---

Price

	○*	○*	○	—	—	—
--	----	----	---	---	---	---

Price

	—	—	—	○	○	○
--	---	---	---	---	---	---

Price

	○	○	○	○	○	○
--	---	---	---	---	---	---

Price

	—	—	—	○	—	—
--	---	---	---	---	---	---

Price

	○	●	—	—	—	—
--	---	---	---	---	---	---

Price

	—	—	○	—	—	—
--	---	---	---	---	---	---

Price

	○	—	○	○	—	—
--	---	---	---	---	---	---

Price

	—	—	—	○	—	—
--	---	---	---	---	---	---

Price

	○	○	○	—	○	—
--	---	---	---	---	---	---

Price

	○	○	○	—	○	●
--	---	---	---	---	---	---

Price

	○	○	—	○	○	○
--	---	---	---	---	---	---

Price

○ means "option available for this model"
 — means "option not available for this model"
 ● means "standard equipment for this model"

*For models 811472 & 813472, restricted to a 32% installation rate.

Audi options

Code	Description	Note
173	Alloy wheels (6Jx14) w/185/60 HR 14 tires	Standard equipment on Turbo (6Jx15) w/ 205/60 HR 15 tires
261	Remote control outside mirror—right	Standard equipment on 5000S/Diesel and Turbo
341	Power door locks	
352	Cruise control	
383	Power seats	For Turbo, restricted to to a 32% installation rate
409	Sport seats	
425	Rear window wiper and washer	
485	Alloy wheels (5½Jx13) w/175/70 SR 13 tires	Not with D01
560	Sun roof (manual)	
650	Sun roof (electric)	
651	Power windows	
656	Height adjustable front passenger seat	
657	Power steering	Standard equipment on Coupe, 5000S/Diesel and Turbo
675	Tachometer not available w/automatic transmission or Diesel engine	
764	Catalyst retrofit, mandatory for all delivery in Europe vehicles except Diesel	
978	Mandatory California equipment except gas engines	

	4000 Series 4E	4000 Series S4E	Diesel	Audi 5000S/ Coupe	5000 Diesel	5000 Turbo
	○	○	—	●	●	—
Price						
	●	○	○	●	—	—
Price						
	—	—	—	○	●	●
Price						
	○	○	○	●	●	●
Price						
	—	—	—	—	○	○
Price						
	○	○	○	—	—	—
Price						
	○*	○*	○	○	—	—
Price						
	—	—	—	—	○	○
Price						
	—	—	—	○	●	●
Price						
	—	—	—	○	—	—
Price						
	○*	○*	○	—	—	—
Price						
	●	○	—	●	○	●
Price						
	○	○	—	○	○	○
Price						
	—	—	○	—	—	—
Price						

○ means "option available for this model"

— means "option not available for this model"

● means "standard equipment for this model"

*For models 811472 & 813472, restricted to a 32% installation rate.

Audi paint and upholstery

Recommended paint/upholstery combinations—Audi 4000

Paint Color	Exterior		Upholstery	
	Code	Color	All Lthette Code	All Velour Code**
Gabun Grey	A3A3	Dk Brown	PG	CY
		Azure	PL	CV
Havana Brown	T4T4	Dk Brown	PG	CY
		Sand	PN	CW
Alpine White	P1P1	Azure	PL	CV
		Dk Brown	PG	CY
Black	9000	Azure	PL	CV
Gambia Red	H2H2	Dk Brown	PG	CY
		Sand	PN	CW
Helios Blue Met.*	W5W5	Azure	PL	CV
Surinam Red Met.*	Y2Y2	Dk Brown	PG	CY
		Sand	PN	CW
Meteor Grey Met.*	Y5Y5	Azure	PL	CV
		Dk Brown	PG	CY
Diamond Silver Met.*	Z4Z4	Azure	PL	CV
		Dk Brown	PG	CY
Gobi Beige Met.*	Y6Y6	Dk Brown	PG	CY
		Sand	PN	CW

*Available at extra cost.

**Patterned velour seat inlays, seat trim in matching solid color velour.

Dashboard: Dark Brown with Dark Brown and Sand Interior

Dark Blue with Azure Interior

**Recommended paint/upholstery combinations—
Audi Coupe**

Paint Color	Exterior		Upholstery	
	Code	Color	All Velour Code	Leather with Leatherette Code*
Black	A1A1	Azure Dk Brown	KA —	— TK
Helios Blue Met.*	W5W5	Azure Dk Brown	KA —	— TK
Surinam Red Met.*	Y2Y2	Dk Brown	KC	TK
Meteor Grey Met.*	Y5Y5	Azure Dk Brown	KA —	— TK
Diamond Silver Met.*	Z4Z4	Azure Dk Brown	KA —	— TK
Gobi Beige Met.*	Y6Y6	Dk Brown	KC	TK

* Available at extra cost.

NOTE: Leather/Leatherette: Seat inlays, bolsters and front headrests in leather.

Dashboard: Dark Blue with Azure Interior
Dark Brown with Dark Brown Interior

Audi paint and upholstery

Recommended paint/upholstery combinations— Audi 5000S/Diesel

Paint Color	Exterior		Upholstery		
	Code	Color	All Lthette Code	All Velour Code**	Leather with Lthette Code*
Gabun Grey	A3A3	Red	NN	DD	TQ
		Dk Brown	PG	DC	TK
		Azure	PL	DA	—
Colorado Beige	D5D5	Sand	PN	DB	TC
		Dk Brown	PG	DC	TK
Gambia Red	H2H2	Red	NN	DD	TQ
		Dk Brown	PG	DC	—
		Sand	—	—	TC
Alpine White	P1P1	Red	NN	DD	TQ
		Azure	PL	DA	—
		Dk Brown	PG	DC	TK
Black	9000	Red	NN	DD	TQ
		Azure	PL	DA	—
		Sand	—	—	TC
Lhasa Green Met.*	W1W1	Sand	PN	DB	TC
		Dk Brown	PG	DC	TK
Helios Blue Met.*	W5W5	Azure	PL	DA	—
		Sand	PN	DB	TC
Surinam Red Met.*	Y2Y2	Red	NN	DD	TQ
		Dk Brown	PG	DC	TK
		Sand	PN	DB	—
Meteor Grey Met.*	Y5Y5	Red	NN	DD	TQ
		Azure	PL	DA	—
		Dk Brown	PG	DC	TK
Gobi Beige Met.*	Y6Y6	Dk Brown	PG	DC	TK
		Red	NN	DD	TQ
		Azure	PL	DA	—
Diamond Silver Met.*	Z4Z4	Red	NN	DD	TQ
		Azure	PL	DA	—
		Dk Brown	—	—	TK

* Available at extra cost.

** Patterned velour seat inlays, seat trim in matching solid color velour.

NOTE: Leather/Leatherette: Seat inlays, bolsters and front of headrests in leather.

Dashboard: Dark Brown with Sand and Dark Brown Interior

Dark Blue with Azure Interior

Red with Red Interior

Recommended paint/upholstery combinations— 5000 Turbo

Paint Color	Exterior		Upholstery	
	Code	Color	All Velour Code**	Leather with Lthette Code*
Alpine White	P1P1	Azure	JD	—
		Dk Brown	JW	TK
		Beige	—	TN
Black	A1A1	Azure	JD	—
		Dk Brown	JW	TK
		Beige	—	TN
Helios Blue Met.*	W5W5	Dk Brown	—	TK
		Azure	JD	—
		Beige	—	TN
Surinam Red Met.*	Y2Y2	Dk Brown	JW	TK
		Beige	—	TN
Gobi Beige Met.*	Y6Y6	Dk Brown	JW	TK
		Azure	JD	—
		Beige	—	TN
Diamond Silver Met.*	Z4Z4	Azure	JD	—
		Dk Brown	JW	TK
		Beige	—	TN
Lhasa Green Met.*	W1W1	Dk Brown	JW	TK
		Beige	—	TN
Meteor Grey Met.*	Y5Y5	Azure	JD	—
		Dk Brown	—	TK
		Beige	—	TN

* Available at extra cost.

** Patterned velour seat inlays, seat trim in matching solid color velour.

NOTE: Turbo head restraints will be of the frame type with open centers. Leather/
Leatherette: Seat inlays, bolsters and front headrests in leather.

Dashboard: Dark Brown with Beige and Dark Brown Interior
Dark Blue with Azure Interior

Name

Dealership

Address

City

State

Zip

Published by **PORSCHE + AUDI**
A division of Volkswagen of America, Inc.
818 Sylvan Avenue
Englewood Cliffs, New Jersey 07632

This book is intended for use within the Porsche Audi organization only.

All information and illustrations given herein are based upon industry (or manufacturer's) information and are believed to be accurate and correct statements of fact.

Standard equipment, options and specifications subject to change without notice.

PORSCHE + AUDI
NOTHING EVEN COMES CLOSE